



“A Menagerie of Circumstances”

**Given Circumstances +
The Glass Menagerie**

Hannah Formella Zdroik

The background is a deep space scene with a dark blue and purple color palette. It features a large, glowing purple nebula on the right side, several bright stars, and two large, dark, spherical objects resembling planets or moons. The overall atmosphere is mysterious and cosmic.

01 Part

INTRODUCTION



Discussion

Let's Discuss as a Class:

- Did you enjoy reading the play?
- What themes stand out to you?
- What “shapes” the world of the play?
- How do relationships affect each character?
- How does the time period affect the story?
- As readers, what can we look for in the text that provides evidence of the circumstantial aspects?

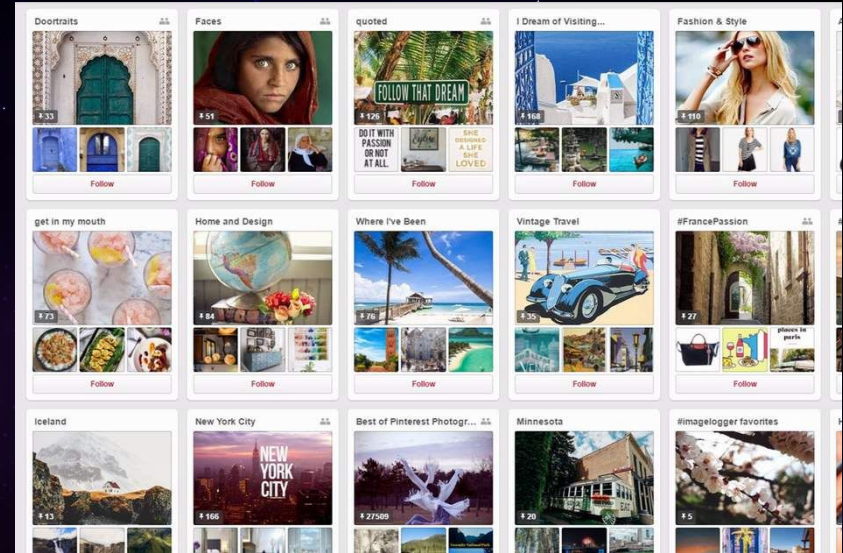
**Who
What
Where
When
& Why**





Start Thinking About & Creating...

Your own Pinterest Board!
(Each student will make one)



We can find inspiration from anywhere. Start creating a Board for *The Glass Menagerie*. You will need this inspiration for the last part of class. Pin at least three items during each class! Inspiration can be from any source. Have fun with this!

Input

Given Circumstances	The entire set of conditions in which a play takes place.	
Time	Period of which is at the most interest for the play's existence of events.	<ol style="list-style-type: none"> 1) Time of the play's writing. 2) Time of which action occurs. 3) Time that passes during the play's action.
Place	General or specific location of the stage action.	<ol style="list-style-type: none"> 1) General Locale 2) Specific Locale
Society	Closed social system of a play.	<ol style="list-style-type: none"> 1) Family 2) Love & Friendship 3) Occupation 4) Social Status 5) Social Standards
Economics	Large-scale monetary system the characters live under and the smaller financial dealings in which they engage.	<ol style="list-style-type: none"> 1) Large-Scale 2) Small-Scale
Culture	The arts and intellectual achievement.	<ol style="list-style-type: none"> 1) Art 2) Intellect
Politics & Law	Government institutions and activities, including the rules of conduct or legislation.	Examples are democracy, monarchy, authoritative figures, etc.
Spirituality	Beliefs in divine, spiritual, or supernatural powers that are obeyed, worshipped, or respected.	Examples are chaplain characters, religious movements, etc.

Directions

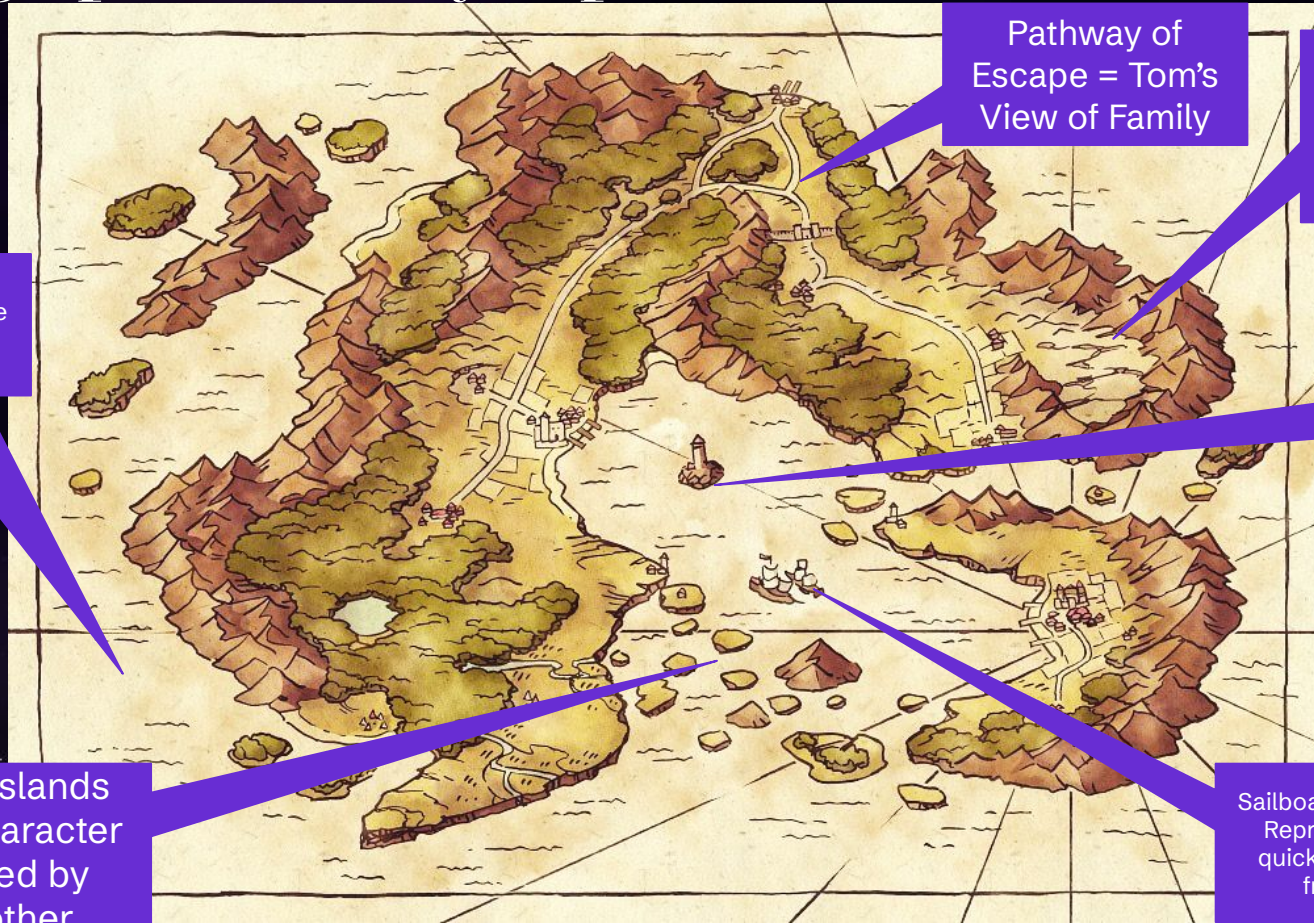
In groups of three, you will create a “map” of the given circumstances of *The Glass Menagerie*.

You will provide at least 5 given circumstances using a symbol, rationale for each, evidence, and any relational information given the circumstances.

You will then present your posters to the class!

Here are some examples!

Geographical Fantasy Map - Visualize the Circumstances



Pathway of
Escape = Tom's
View of Family

Mountains of
Separation =
How the family
unit is separated
from society

Ocean = Macro
Economics, the outside
world (scary to each
family member)

Lighthouse =
False Hope of
Tom, Laura, and
Amanda (Family)

Family Islands
Each character
separated by
one another.

Sailboat of the Future =
Representing Jim's
quick visit (love and
friendships)



Art,
Technology,
Innovation

Map Examples

Jim



Laura

The Glass
Menagerie

Amanda

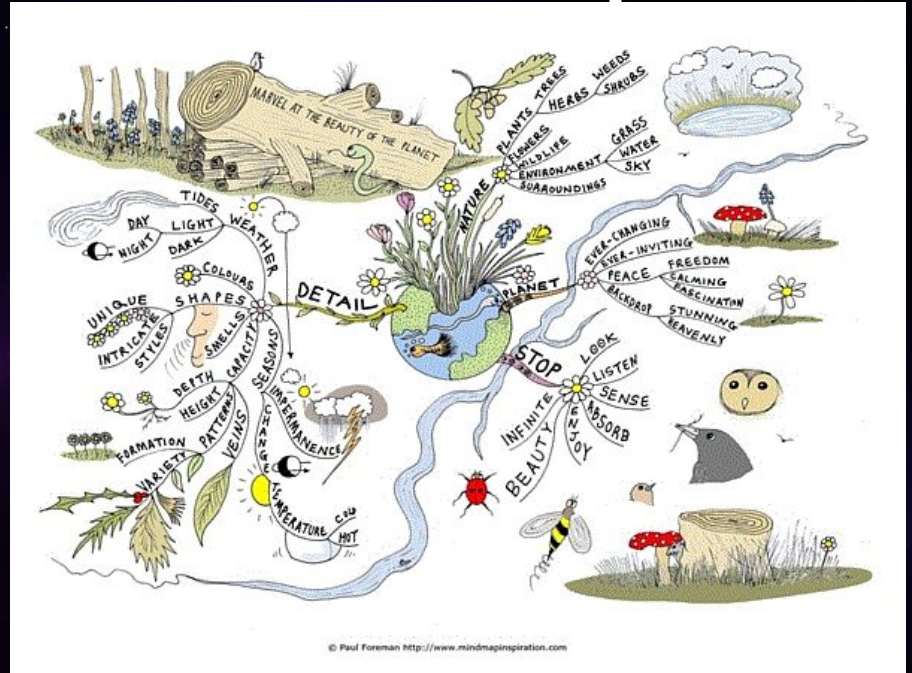


Tom



Practical Example

Artistic Example



*Let's come up with some ideas
together for Jim & Laura!*

Requirements - Your “Map” will include:

At least 5 Given Circumstances

Illustrated by a symbol on the map.

Evidence

Where did you find that information? The dialogue, stage directions, etc.?
Provide examples for each circumstance.

Rationale for Each Circumstance

Why did you choose the symbol you used?

Relationships and/or Individual Circumstances

If a theme or given circumstance relates to one or more characters, please note that on your map.

WORKTIME

PRESENTATIONS

CLOSING

Let's discuss as a class together!

- What did you see today, and what did you learn from other groups' maps?
- Did you identify similar or different given circumstances?
- Was finding evidence in the text easy or difficult?

Write down any other thoughts or inspirations from today in your journals.

HOMEWORK

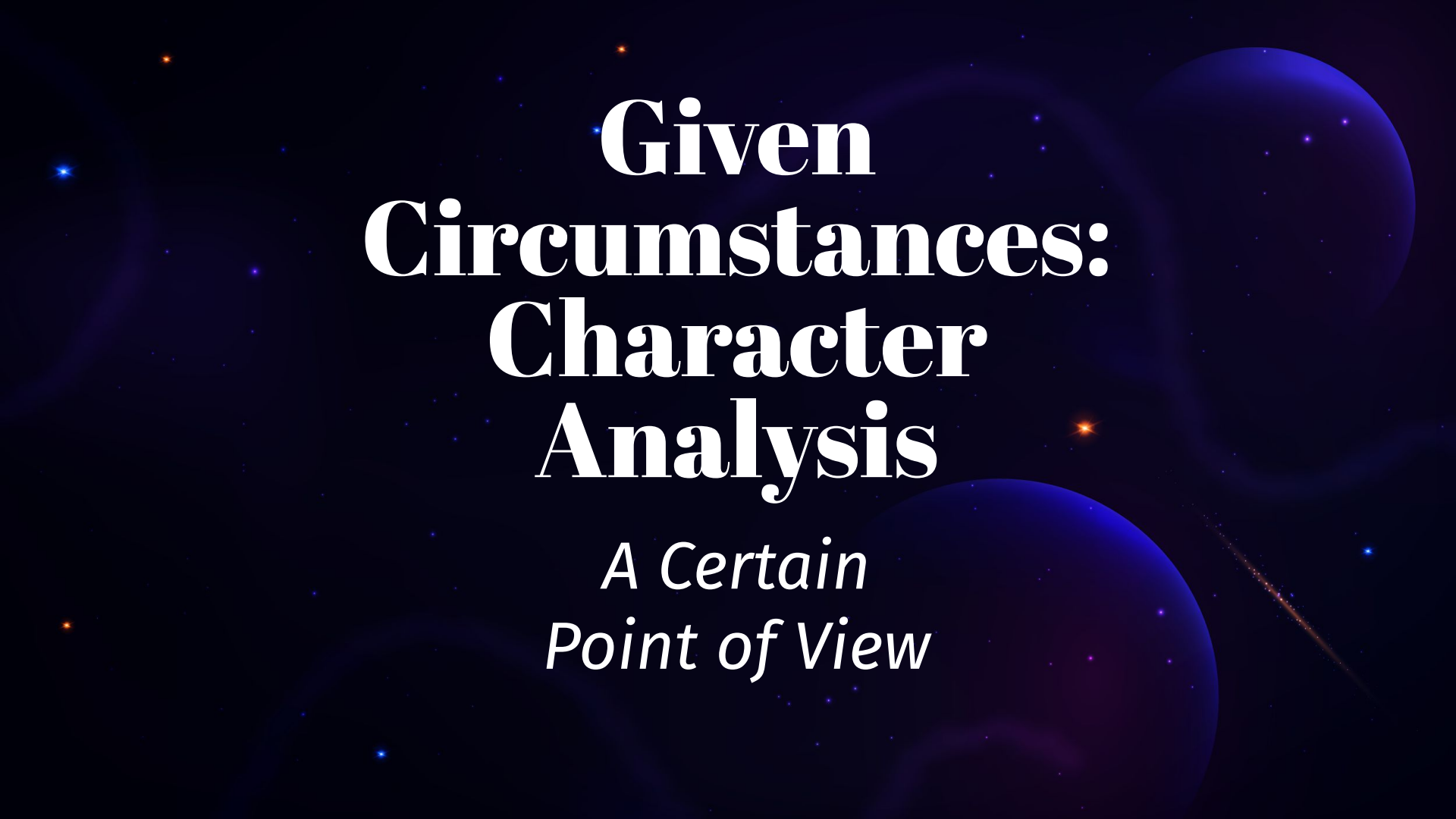
Please complete “The Given Circumstances of Your Life” assignment in preparation for our next topic, **Character Analysis!**

Please remember your Pinterest Board!

The background is a dark blue space scene. On the left, a large, partially visible blue planet with a subtle gradient is shown. On the right, another similar blue planet is partially visible. The background is filled with numerous small, bright blue and white stars, some of which have a soft glow. The overall aesthetic is clean and modern, typical of a professional presentation or book cover.

Part 02

Character Analysis

The background is a dark blue space scene. It features two large, glowing blue spheres that resemble planets or moons, one in the upper right and one in the lower right. The space is filled with numerous small, bright stars of various colors, including blue, orange, and white. A thin, diagonal streak of light, possibly a comet or a nebula, is visible in the lower right quadrant.

Given Circumstances: Character Analysis

*A Certain
Point of View*

SO WHAT I TOLD YOU WAS TRUE...

FROM A CERTAIN POINT OF VIEW

made on imgur

GIVEN.
CIRCUMSTANCES

Discussion

In your groups: Each one of you pick a different character from *The Glass Menagerie*. You will use this character for today's activities.

What feelings might your character have (in general)?

What does your character want (in general)?

What are other given circumstances that shape your character?

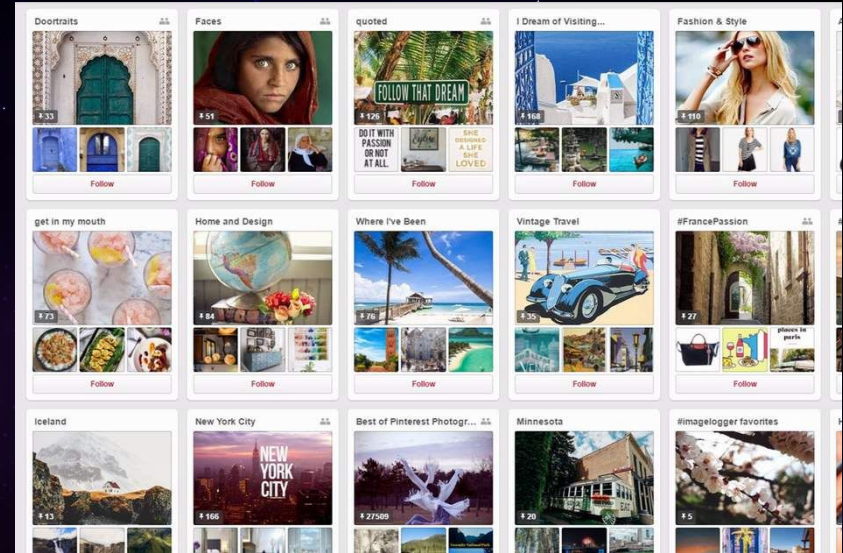
Input

Character Analysis	An exploratory endeavor of character traits, growth, motivations, obstacles, and conflicts.
Circles of Attention	Inspired by Stanislavski's teaching, the realms in which a character interacts with within a play; inner (self), middle (microsystem), and outer (secular, macrosystem).



**Remember:
Keep adding
to your
Pinterest
Board!**

*One board for each group member, please!



We can find inspiration from anywhere. Start creating a Board for *The Glass Menagerie*. You will need this inspiration for the last part of class. Pin at least three items during each class! Inspiration can be from any source. Have fun with this!

Empathy Journal - Writing Prompt:

Take a look at Scene 7 of *The Glass Menagerie*. Imagine you are the character you chose at the beginning of Scene 7.

- How are you feeling?
- What is happening right now?
- Who are you interacting with? What is your relationship with these other people?
- What are your motivations?
- What are your hopes and dreams?

Your Character Profile

Using the Circles of Attention

Similar to “The Given Circumstances of Your Life” assignment, you will create a character profile based on the given circumstances of your character based on *The Glass Menagerie*.

You can collaborate with your groupmates to talk about ideas and relationships, but each student will complete their own assignment.

There are several interpretations of the Circles of Attention, but for the purpose of this class, we will have set definitions.

There is a detailed slide with the requirements.

Circles of Attention

- Identify:
- Thoughts
 - Feelings
 - Reactions



Example

In this case, let's use Dorothy from the Wizard of Oz.

- Dorothy's Personal Inner Circle - The what, when, who, why, where, etc.
- Dorothy's Middle Circle - Who does she interact with? What are the relationships?
- Dorothy's Outer Circle - The world around her. How does each "world" impact her journey?

Let's brainstorm examples!



Your Character Analysis Profile Will Include:

01

Basic Profile

Fill out the basic profile of your character.

02

Inner Circle

Answer questions about your character's personal given circumstances.

03

Middle Circle

Answer questions & analyze about your character's relationships and make connections about their surroundings.

04

Outer Circle

Answer questions and make connections about your character's world.

05

Conclusions

Provide insights and explanations to your analysis.

*See the assignment hand out for details!

A dark blue space background filled with numerous small, bright stars of various colors (blue, orange, white). Two large, dark blue spherical objects, resembling planets or moons, are visible in the corners: one on the top left and one on the bottom right. A thin, bright orange streak, possibly a comet or meteor, is visible in the upper right quadrant.

Work Time

Closing

Let's Discuss!



**What did you learn
about your character?
Did you learn anything
about yourself?**

**Why do you think Tom
said, "This play is a
memory."?**



**What did you learn
about your group
members' analysis?**



**How will this exercise help
you with future
plays/pieces of theatre you
will encounter?**

Write any lingering thoughts or inspirations in your journal.

No formal homework!

**-Finish your character profile & journal if you haven't in
class.**

**Remember to keep building your
Pinterest Board! You'll need it for
the next class!**

Part

03

**Creative
Exploration**







Time to bring out:

Your Pinterest Board!

Discussion - In Your Groups

- Take a look at each of your boards. What stands out?
- Share with your groups the elements of your board - explain why you chose each pin.
- If you were a designer, what elements would you want to incorporate from your board to the play?
- What given circumstances inspired your board?

For this class...

**You are the
designer!**

Directions

Using your board as inspiration, you will pick a design project to implement the given circumstances we've been talking about into a design.

Each student will do their own final project, but you may use your group members for help with inspiration and research.

The following slide will show your options. You will be provided with specific requirements for each option.

You Pick!

01

Design 2 Costumes

Pick 2 Characters (preferably 1 female-presenting, and 1 male-presenting).

02

Create a “Shoebox” Model

Create a mini-model of how you would design the set.

03

Create 2 Props

Pick two props to create them from any medium to make a 3D model.

04

Create a “Design Concept”

Choose at least five images for an overall design concept of the play.

You will present your design project to the class!

***“In memory, everything seems to happen
to music.”***

-Tom, *The Glass Menagerie*

In addition to your design project, you will pick a piece of music that fits the overall atmosphere of the play.

Pick any song that you see fit, relating to the given circumstances of either the full play or a character.

Design 2 Costumes Option:

- Inspired by the given circumstances, design two costumes for two characters from *The Glass Menagerie*.
- You are provided with human figures as your models.
- Provide 8-10 sentences for each costume as to why you chose certain colors, designs, fabrics, etc. and the given circumstances that inspired you.
- Provide a summary of what you learned this semester and how the given circumstances inspired your work.
- It is preferred that you pick one male-presenting or female-presenting character, but is not required.
- You can use your Pinterest Board for inspiration, but costumes must be hand-drawn.

Create 2 Props Option:

- Inspired by the given circumstances, create two props from *The Glass Menagerie*.
- Provide 8-10 sentences for each prop as to why you chose these props, the significance of them in the play, and what materials you used and the given circumstances that inspired you.
- Provide a summary of what you learned this semester and how the given circumstances inspired your work.
- Use any materials - you get to be creative with this!
- You can use your Pinterest Board for inspiration!


Create a “ShoeBox” Model Option:

- Inspired by the given circumstances, create a 3D or 2D miniature model of the set for *The Glass Menagerie*.
- Include at least one 3D/2D character, two 3D/2D set pieces, and a complete drawn layout of the space.
- Provide 8-10 sentences explaining your design and the given circumstances that inspired you.
- Provide a summary of what you learned this semester and how the given circumstances inspired your work.
- The model does not have to be “to scale” but it needs to be realistic and consistent with other props and set pieces.
- You can use any materials - could even be objects that you find at home!
- You can use your Pinterest Board for inspiration!

Create a Concept Design Option:

- Inspired by the given circumstances, create a Concept Design for *The Glass Menagerie*.
- Include at least five images, based on given circumstances, that inspire your concept.
- Provide 3-5 sentences explaining your design for each image.
- Provide a summary of what you learned this semester and how the given circumstances inspired your work.
- Get inspiration from anywhere - not just other designs from the same play.
- You can use your Pinterest Board for inspiration!
- Use any medium - PowerPoint, poster board, etc. for your visual presentation.

**Here is my “Pinterest Board”!
Let’s come up with design options together!**



The background is a deep space scene. It features a large, dark purple planet with a thin atmosphere, partially visible in the upper right. The sky is filled with numerous small, bright white stars and a subtle purple nebula or light flare on the right side. The overall color palette is dominated by dark purples, blacks, and whites.

Work Time!

The background is a deep space scene. It features a large, dark purple planet with a thin atmosphere, partially visible in the upper right. The sky is filled with numerous small, bright white stars and a soft, glowing purple nebula or light trail on the right side. The overall color palette is dominated by dark purples, blacks, and whites.

Presentations

Closing Discussion

Share in your journals
any other
thoughts/inspirations!

1

Going forward, how will you approach the given circumstances of a piece of theatre?

2

How do given circumstances affect performers, directors, and designers?

3

How did the given circumstances affect your design choices?

4

Please share what you loved about this unit and any other thoughts.



"I didn't go to the moon, I went much further—for time is the longest distance between two places."

-Tom, *The Glass Menagerie*